



Dianna Spieker
Tom Green County Treasurer

FY 2021 Investment Quarterly Report
Ending March 2021

THE STATE OF TEXAS ()
COUNTY OF TOM GREEN ()
AFFIDAVIT ()

Pursuant to GC 2256.023 I, Dianna M Spieker, Tom Green County Treasurer and Investment Officer do hereby submit The Quarterly Investment Report. The Treasurer's Books and the Auditor's General Ledger agree. The Investment Statements are reconciled monthly.

All investments are in compliance with both the Public Funds Investment Act and the Tom Green County Investment Policy. The investment strategy is passive, which maintains a liquid cash flow and safety of the investment as priorities. As your Treasurer I keep a watchful eye to ensure that the "*return of our principal*" takes precedent over the "*return on our principal*". {GC 2256.023}


The following sections contain the summary statement of each pooled fund group that states the beginning market value and the ending market value along with the fully accrued interest. For the purposes of Local Investment Pools and Certificates of Deposit the market value and the book value approximate to the same value. The Tom Green County Investment Officer has no control or authority in the decisions of said Investment Pools as to how the investments are diversified. Wells Fargo and Texas State bank follow the directive that all certificates of deposit shall be at a federally insured depository institution and the full amount of the principal and accrued interest is insured by the United States.

Furthermore, The Investment Pools are in compliance with GC 2256.016 and specifically to the reporting requirements of sections(c) (1) and (2). The Certificates of Deposit are in compliance with GC 2256.010


As a matter of internal accounting procedure, any interest earned that is posted by financial institutions to our accounts on the last business day of the month may not be included in the combined statement of receipts and disbursements until the following month. These amounts are disclosed in this report

Therefore, Dianna Spieker, County Treasurer of Tom Green County, Texas, who being fully sworn, upon oath says that the within and foregoing report is true and correct to the best of her knowledge.

Filed with accompanying vouchers this, the 20th day of April, 2021.

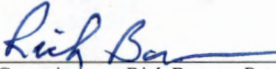

Dianna Spieker, Treasurer, Tom Green County / Date


Commissioners' Court having reviewed the Investment Quarterly Report as presented, hereby approve the report and request that it be filed with the official minutes of this meeting. In addition, the below signatures affirm that the Investment Report complies with statutes as referenced. {GC 2256.023} and the affidavit states the ending quarterly balance of investments that are in the custody of the county treasurer equals: **\$44,031,654.24**


County Judge Stephen C. Floyd


Commissioner Ralph Hoelscher- Pct. #1


Commissioner Sammy Farmer- Pct. #2


Commissioner Rick Bacon. - Pct. #3


Commissioner Bill Ford - Pct. #4

Investment Quarterly Report

*Prepared by Dianna Spieker, Tom Green County Treasurer
And Investment Officer*

Table of Contents

Internal Management and Investment Strategy Disclosure	
Trial Balance for Investments By Fund	Page <u>1</u>
Investment Pools - Beginning and Ending Market/Book Value and Portfolio Diversification	Page <u>2</u>
Interest Booked for Investments	Page <u>5</u>
Investments Held and Interest Accrued	Page <u>13</u>

Investment Pools GC 2256.023 (b) (4)

Daily Liquidity Pools include Texas Class, Texpool and Texpool Prime. Funds can be deposited and withdrawn on a daily basis

Certificates of Deposits (CD's) Investments GC 2256.023 (b) (5)(6)

CD's are held Texas State Bank and/or Wells Fargo.

Funds are not immediately available – best practice is wait until maturity. If needed investments can be sold to access the funds

Securities Investments GC 2256.023 (b) (5)

At this time Tom Green County has no investments in this category.

Funds are not immediately available – best practice is wait until maturity. If needed investments can be sold to access the funds

Trollinger Estate Investments not subject to GC 2256

The Estate of Sally Hunter Trollinger Filed 12/27/2000

County Court Cause No. OOP542

County Clerk Records Volume 401 Beginning Page 621

Various oil, gas and mineral royalty interests were willed to Tom Green County to be used for the Library of Tom Green County. Only working interest is the Yates Field, which is continuing to produce positive cash flow.

These holdings will be held until such time as the Commissioners' Court deems it prudent to divest said holdings.

Internal Management Reports

Government Code Sec. 2256.023. INTERNAL MANAGEMENT REPORTS. (a) Not less than quarterly, the investment officer shall prepare and submit to the governing body of the entity a written report of investment transactions for all funds covered by this chapter for the preceding reporting period.

(b) The report must:

- (1) describe in detail the investment position of the entity on the date of the report;
- (2) be prepared jointly by all investment officers of the entity;
- (3) be signed by each investment officer of the entity;
- (4) contain a summary statement of each pooled fund group that states the:
 - (A) beginning market value for the reporting period;
 - (B) ending market value for the period; and
 - (C) fully accrued interest for the reporting period;
- (5) state the book value and market value of each separately invested asset at the end of the reporting period by the type of asset and fund type invested;
- (6) state the maturity date of each separately invested asset that has a maturity date;
- (7) state the account or fund or pooled group fund in the state agency or local government for which each individual investment was acquired; and
- (8) state the compliance of the investment portfolio of the state agency or local government as it relates to:
 - (A) the investment strategy expressed in the agency's or local government's investment policy; and
 - (B) relevant provisions of this chapter.

(c) The report shall be presented not less than quarterly to the governing body and the chief executive officer of the entity within a reasonable time after the end of the period.

(d) If an entity invests in other than money market mutual funds, investment pools or accounts offered by its depository bank in the form of certificates of deposit, or money market accounts or similar accounts, the reports prepared by the investment officers under this section shall be formally reviewed at least annually by an independent auditor, and the result of the review shall be reported to the governing body by that auditor.

Statement of Investment Strategy

All investments are in compliance with both the Public Funds Investment Act and the Tom Green County Investment Policy. The investment strategy is passive, which maintains a liquid cash flow and safety of the investment as priorities. As your Treasurer I keep a watchful eye to ensure that the “return of our principal” takes precedent over the “return on our principal”. {GC 2256.023}

04/13/2021 10:19
adam8298

TOM GREEN COUNTY
ACCOUNT SUMMARY TRIAL BALANCE FOR FY21/JAN TO MAR
FUND

P 1
glatrbal

ACCOUNT NAME	JAN BEG. BALANCE	ORG	DEBITS	CREDITS	NET CHANGE	MAR END BALANCE
0001-00-000-000-0000-11513 - CERTIFICATE OF DEPOSITS	5,444,064.54	0001	10,677.63	2,544.37	8,133.26	5,452,197.80
0001-00-000-000-0000-11515 - TEXAS CLASS	10,876,873.23	0001	12,757,588.82	109.52	12,757,479.30	23,634,352.53
0001-00-000-000-0000-11517 - TEXPOOL INVESTMENTS	3,999,999.89	0001	3,501,424.79	1,250,000.00	2,251,424.79	6,251,424.68
0001-00-000-000-0000-11518 - TEXPOOL PRIME INVESTMENTS	4,000,000.37	0001	3,502,376.16	1,250,000.00	2,252,376.16	6,252,376.53
TOTALS FOR FUND 0001 GENERAL FUND	24,320,938.03		19,772,067.40	2,502,653.89	17,269,413.51	41,590,351.54
0078 BAIL BOND COLLATERAL 0078-00-000-000-0000-11513 - CERTIFICATE OF DEPOSITS	360,000.00	0078	.00	.00	.00	360,000.00
0078-00-000-000-0000-11515 -CLEAR TEXAS CLASS	150,000.00	0078	87.85	.00	87.85	150,087.85
0078-00-000-000-0000-11515 -JENKI TEXAS CLASS	10,000.00	0078	5.85	.00	5.85	10,005.85
0078-00-000-000-0000-11515 -QUICK TEXAS CLASS	27,000.00	0078	15.82	.00	15.82	27,015.82
TOTALS FOR FUND 0078 BAIL BOND COLLATERAL	547,000.00		109.52	.00	109.52	547,109.52
0120 2018 COB CAPITAL PROJECTS 0120-00-000-000-0000-11515 - TEXAS CLASS	2,392,492.41	0120	1,700.77	500,000.00	-498,299.23	1,894,193.18
TOTALS FOR FUND 0120 2018 COB CAPITAL PROJECTS	2,392,492.41		1,700.77	500,000.00	-498,299.23	1,894,193.18
REPORT TOTALS	27,260,430.44		19,773,877.69	3,002,653.89	16,771,223.80	44,031,654.24

** END OF REPORT - Generated by ADAM NUNEZ **

1

Tom Green County Investment Report

Fiscal Year	Sep-20	Oct-20	Nov-20	Dec-20	Jan-21	Feb-21
-------------	--------	--------	--------	--------	--------	--------

Beginning and Ending Market Value/Book Value - Tom Green County

Texas Class	\$ 18,269,365.64	\$ 15,271,894.70	\$ 12,269,365.64	\$ 13,274,974.08	\$ 17,276,728.64	\$ 23,028,545.71
Texpool	\$ 2,838,092.89	\$ 2,838,414.61	\$ 2,838,701.80	\$ 4,000,833.56	\$ 6,001,176.87	\$ 7,501,424.68
Texpool Prime	\$ 2,869,576.37	\$ 2,870,132.33	\$ 2,870,515.71	\$ 4,001,296.93	\$ 6,001,816.68	\$ 7,502,376.53

Portfolio Diversification Texas Class

Information Provided by Texas Class

Certificates of Deposit	0.50%	0.50%	0.52%	0.51%	0.45%	0.43%
Commercial Paper	82.72%	84.22%	82.60%	78.14%	83.81%	87.16%
Money Funds	2.72%	2.16%	3.72%	6.45%	3.23%	2.20%
Repurchase Agreements	9.57%	10.39%	10.54%	11.58%	9.64%	7.30%
Treasuries	4.49%	2.73%	2.62%	3.32%	2.87%	2.91%
Total Percentage of Portfolio	100.00%	100.00%	100.00%	100.00%	100.00%	100.00%

Portfolio Diversification TexPool

Information Provided by Texpool

Agencies	26.90%	28.00%	26.90%	23.50%	19.10%	18.30%
Repurchase Agreements	30.20%	29.10%	35.10%	28.20%	29.70%	30.30%
Treasuries	33.90%	36.30%	31.80%	36.70%	38.30%	35.90%
Money Market Funds	9.00%	6.60%	6.20%	11.60%	12.90%	15.50%
	100.00%	100.00%	100.00%	100.00%	100.00%	100.00%

Portfolio Diversification TexPool PRIME

Information Provided by Texpool Prime

Commercial Paper	54.50%	59.80%	61.00%	60.25%	66.80%	72.20%
Repurchase Agreements	18.30%	12.80%	13.20%	17.65%	17.30%	13.50%
Variable Rate Notes	4.30%	6.10%	4.70%	4.50%	3.40%	3.30%
Money Market Funds	6.90%	6.60%	6.70%	6.50%	5.60%	5.40%
Government	16.00%	14.70%	14.40%	11.10%	6.90%	5.60%
	100.00%	100.00%	100.00%	100.00%	100.00%	100.00%

Texas State Bank Trust -CD's

Interest Earned	7,307.97	5,200.66	5,593.50	3,739.92	3,663.11	3,272.40
Dividend Earned	2.92	1.54	2.26	0.56	1.01	0.63
Trust Fees	(1,122.11)	(990.07)	(991.11)	(945.72)	(810.96)	(787.69)
Net Earnings	6,188.78	4,212.13	4,604.65	2,794.76	2,853.16	2,485.34

Texas State Bank Trust -CD's

Market Value	5,435,247.76	5,439,459.89	5,444,064.54	5,446,859.30	5,449,712.46	5,452,197.80
Difference = Net Earnings (above)	Previous FY	4,212.13	4,604.65	2,794.76	2,853.16	2,485.34

Tom Green County Investment Report

Fiscal Year	Mar-21	Apr-21	May-21	Jun-21	Jul-21
-------------	--------	--------	--------	--------	--------

Beginning and Ending Market Value/Book Value

Texas Class	\$ 25,530,795.83	\$ -	\$ -	\$ -	\$ -
Texpool	\$ 6,251,537.19	\$ -	\$ -	\$ -	\$ -
Texpool Prime	\$ 6,252,920.33	\$ -	\$ -	\$ -	\$ -

Portfolio Diversification Texas Class

Certificates of Deposit	0.43%	0.00%	0.00%	0.00%	0.00%
Commercial Paper	87.91%	0.00%	0.00%	0.00%	0.00%
Money Funds	1.55%	0.00%	0.00%	0.00%	0.00%
Repurchase Agreements	7.13%	0.00%	0.00%	0.00%	0.00%
Treasuries	2.98%	0.00%	0.00%	0.00%	0.00%
Total Percentage of Portfolio	100.00%	0.00%	0.00%	0.00%	0.00%

Portfolio Diversification TexPool

Agencies	17.00%	0.00%	0.00%	0.00%	0.00%
Repurchase Agreements	28.60%	0.00%	0.00%	0.00%	0.00%
Treasuries	39.70%	0.00%	0.00%	0.00%	0.00%
Money Market Funds	14.70%	0.00%	0.00%	0.00%	0.00%
	100.00%	0.00%	0.00%	0.00%	0.00%

Portfolio Diversification TexPool PRIME

Commercial Paper	73.50%	0.00%	0.00%	0.00%	0.00%
Repurchase Agreements	12.80%	0.00%	0.00%	0.00%	0.00%
Variable Rate Notes	3.50%	0.00%	0.00%	0.00%	0.00%
Money Market Funds	5.80%	0.00%	0.00%	0.00%	0.00%
Government	4.40%	0.00%	0.00%	0.00%	0.00%
	100.00%	0.00%	0.00%	0.00%	0.00%

Texas State Bank Trust -CD's

Interest Earned	2,771.76	0.00	0.00	0.00	0.00
Dividend Earned	3.78	0.00	0.00	0.00	0.00
Trust Fees	(659.12)	0.00	0.00	0.00	0.00
Net Earnings	2,116.42	0.00	0.00	0.00	0.00

Texas State Bank Trust -CD's

Market Value	5,454,208.96	0.00	0.00	0.00	0.00
Difference = Net Earnings (above)	2,011.16	0.00	0.00	0.00	0.00

Wells Fargo (Oper)

Texas Class (Annual Yield)

Interest Earned (Posted)	Interest Rate (Posted)	Interest Variance (Posted)	Fiscal	Interest Earned	Interest Rate	Interest Variance
\$ 617.70	0.1600%		Oct-20	\$ 2,529.06	0.1771%	
\$ 728.75	0.1600%	0.0000%	Nov-20	\$ 1,618.23	0.1486%	-0.0285%
\$ 767.18	0.1600%	0.0000%	Dec-20	\$ 1,461.15	0.1398%	-0.0088%
\$ 956.46	0.1600%	0.0000%	Jan-21	\$ 1,754.56	0.1316%	-0.0082%
\$ 773.71	0.1600%	0.0000%	Feb-21	\$ 1,817.07	0.1090%	-0.0226%
\$ 747.27	0.1600%	0.0000%	Mar-21	\$ 2,250.12	0.1051%	-0.0039%
\$ -	0.0000%	0.0000%	Apr-21	\$ -	0.0000%	0.0000%
\$ -	0.0000%	0.0000%	May-21	\$ -	0.0000%	0.0000%
\$ -	0.0000%	0.0000%	Jun-21	\$ -	0.0000%	0.0000%
\$ -	0.0000%	0.0000%	Jul-21	\$ -	0.0000%	0.0000%
\$ -	0.0000%	0.0000%	Aug-21	\$ -	0.0000%	0.0000%
\$ -	0.0000%	0.0000%	Sep-21	\$ -	0.0000%	0.0000%
\$ 4,591.07	0.0800%		TTD	\$ 11,430.19	0.0676%	

* Wells Fargo Interest is only for the OPER Account - the Munis detail will include all bank accounts

Texpool (Avg Monthly Rate)

Texpool Prime (Avg Mthly Rate)

Interest Earned	Interest Rate	Interest Variance	Fiscal	Interest Earned	Interest Rate	Interest Variance
\$ 321.72	0.1335%		Oct-20	\$ 555.96	0.2281%	
\$ 287.19	0.1231%	-0.0104%	Nov-20	\$ 383.38	0.1625%	-0.0656%
\$ 224.76	0.0909%	-0.0322%	Dec-20	\$ 357.22	0.1431%	-0.0194%
\$ 343.31	0.0793%	-0.0116%	Jan-21	\$ 519.75	0.1192%	-0.0239%
\$ 247.81	0.0431%	-0.0382%	Feb-21	\$ 559.85	0.0973%	-0.0219%
\$ 112.51	0.0187%	-0.0244%	Mar-21	\$ 543.80	0.0916%	-0.0057%
\$ -	0.0000%	0.0000%	Apr-21	\$ -	0.0000%	0.0000%
\$ -	0.0000%	0.0000%	May-21	\$ -	0.0000%	0.0000%
\$ -	0.0000%	0.0000%	Jun-21	\$ -	0.0000%	0.0000%
\$ -	0.0000%	0.0000%	Jul-21	\$ -	0.0000%	0.0000%
\$ -	0.0000%	0.0000%	Aug-21	\$ -	0.0000%	0.0000%
\$ -	0.0000%	0.0000%	Sep-21	\$ -	0.0000%	0.0000%
\$ 1,537.30	0.0407%		TTD	\$ 2,919.96	0.0702%	

4

Interest Booked



04/13/2021 10:20
adam8298

| TOM GREEN COUNTY
| ACCOUNT SUMMARY TRIAL BALANCE FOR FY21/JAN TO MAR
FUND

| P 1
| glatrbal

ACCOUNT ACCOUNT NAME	JAN		ORG	DEBITS	CREDITS	NET CHANGE	MAR	
	BEG. BALANCE						END BALANCE	
0001-00-370-000-0000-43701 - DEPOSITORY INTEREST	26.40		00013700	.00	2,342.91	-2,342.91		-2,316.51
0001-00-370-000-0000-43703 - CERTIFICATE OF DEPOSIT INTERES	-10,797.96		00013700	.00	10,677.63	-10,677.63		-21,475.59
0001-00-370-000-0000-43705 - TEXAS CLASS INTEREST	.00		00013700	.00	7,479.30	-7,479.30		-7,479.30
0001-00-370-000-0000-43707 - TEXPOOL INTEREST	.00		00013700	.00	1,424.79	-1,424.79		-1,424.79
0001-00-370-000-0000-43708 - TEXPOOL PRIME INTEREST	.00		00013700	.00	2,376.16	-2,376.16		-2,376.16
TOTALS FOR FUND 0001 GENERAL FUND	-10,771.56			.00	24,300.79	-24,300.79		-35,072.35
0005 ROAD & BRIDGE PRECINCT 1 & 3 0005-03-370-000-0000-43701 - DEPOSITORY INTEREST	.00		00053700	.00	191.41	-191.41		-191.41
TOTALS FOR FUND 0005 ROAD & BRIDGE PRECINCT 1 & 3	.00			.00	191.41	-191.41		-191.41
0006 ROAD & BRIDGE PRECINCT 2 & 4 0006-03-370-000-0000-43701 - DEPOSITORY INTEREST	.00		00063700	.00	191.16	-191.16		-191.16
TOTALS FOR FUND 0006 ROAD & BRIDGE PRECINCT 2 & 4	.00			.00	191.16	-191.16		-191.16
0009 CAFETERIA PLAN TRUST 0009-01-370-000-0000-43701 - DEPOSITORY INTEREST	.00		00093700	.00	24.67	-24.67		-24.67
TOTALS FOR FUND 0009 CAFETERIA PLAN TRUST	.00			.00	24.67	-24.67		-24.67
0010 COUNTY LAW LIBRARY 0010-01-370-000-0000-43701 - DEPOSITORY INTEREST	.00		00103700	.00	84.54	-84.54		-84.54
TOTALS FOR FUND 0010 COUNTY LAW LIBRARY	.00			.00	84.54	-84.54		-84.54
0012 JUSTICE COURT TECHNOLOGY 0012-02-370-000-0000-43701 - DEPOSITORY INTEREST	.00		00123700	.00	38.02	-38.02		-38.02
TOTALS FOR FUND 0012 JUSTICE COURT TECHNOLOGY	.00			.00	38.02	-38.02		-38.02
0013 DISTRICT CLERK TECHNOLOGY FUND 0013-01-370-000-0000-43701 - DEPOSITORY INTEREST	.00		00133700	.00	39.54	-39.54		-39.54

Interest Booked



04/13/2021 10:20
adam8298

TOM GREEN COUNTY
ACCOUNT SUMMARY TRIAL BALANCE FOR FY21/JAN TO MAR
FUND

P 2
glatrbal

ACCOUNT ACCOUNT NAME	JAN BEG. BALANCE	ORG	DEBITS	CREDITS	NET CHANGE	MAR END BALANCE
TOTALS FOR FUND 0013 DISTRICT CLERK TECHNOLOGY FUND	.00		.00	39.54	-39.54	-39.54
0015 LIBRARY DONATIONS 0015-06-370-000-0000-43701 - DEPOSITORY INTEREST	.00	00153700	.00	255.83	-255.83	-255.83
TOTALS FOR FUND 0015 LIBRARY DONATIONS	.00		.00	255.83	-255.83	-255.83
0016 COUNTY RECORDS MGMT FUND 0016-01-370-000-0000-43701 - DEPOSITORY INTEREST	.00	00163700	.00	4.53	-4.53	-4.53
TOTALS FOR FUND 0016 COUNTY RECORDS MGMT FUND	.00		.00	4.53	-4.53	-4.53
0018 COURTHOUSE SECURITY 0018-02-370-000-0000-43701 - DEPOSITORY INTEREST	.00	00183700	.00	15.29	-15.29	-15.29
TOTALS FOR FUND 0018 COURTHOUSE SECURITY	.00		.00	15.29	-15.29	-15.29
0019 COUNTY RECORDS MANAGEMENT 0019-01-370-000-0000-43701 - DEPOSITORY INTEREST	.00	00193700	.00	61.49	-61.49	-61.49
TOTALS FOR FUND 0019 COUNTY RECORDS MANAGEMENT	.00		.00	61.49	-61.49	-61.49
0021 CRISIS INTERVENTION DONATIONS 0021-02-370-000-0000-43701 - DEPOSITORY INTEREST	.00	00213700	.00	10.88	-10.88	-10.88
TOTALS FOR FUND 0021 CRISIS INTERVENTION DONATIONS	.00		.00	10.88	-10.88	-10.88
0022 LIBRARY BATES FUND 0022-06-370-000-0000-43701 - DEPOSITORY INTEREST	.00	00223700	.00	62.55	-62.55	-62.55
TOTALS FOR FUND 0022 LIBRARY BATES FUND	.00		.00	62.55	-62.55	-62.55
0023 DISTRICT/COUNTY CRT TECH FUND 0023-02-370-000-0000-43701 - DEPOSITORY INTEREST	.00	00233700	.00	9.71	-9.71	-9.71

6

Interest Booked



04/13/2021 10:20
adam8298

TOM GREEN COUNTY
ACCOUNT SUMMARY TRIAL BALANCE FOR FY21/JAN TO MAR
FUND

P 3
glatrbal
MAR

ACCOUNT NAME	BEG. BALANCE	ORG	DEBITS	CREDITS	NET CHANGE	END BALANCE
TOTALS FOR FUND 0023 DISTRICT/COUNTY CRT TECH FUND	.00		.00	9.71	-9.71	-9.71
0030 CNTY CLERK PRESERV & ARCHIVE 0030-01-370-000-0000-43701 - DEPOSITORY INTEREST	.00	00303700	.00	187.57	-187.57	-187.57
TOTALS FOR FUND 0030 CNTY CLERK PRESERV & ARCHIVE	.00		.00	187.57	-187.57	-187.57
0031 GUARDIANSHIP FUND 0031-02-370-000-0000-43701 - DEPOSITORY INTEREST	.00	00313700	.00	7.02	-7.02	-7.02
TOTALS FOR FUND 0031 GUARDIANSHIP FUND	.00		.00	7.02	-7.02	-7.02
0032 CNTY CLERK ARCHIVE 0032-01-370-000-0000-43701 - DEPOSITORY INTEREST	.00	00323700	.00	95.40	-95.40	-95.40
TOTALS FOR FUND 0032 CNTY CLERK ARCHIVE	.00		.00	95.40	-95.40	-95.40
0035 CHILD ABUSE PREVENTION 0035-05-370-000-0000-43701 - DEPOSITORY INTEREST	.00	00353700	.00	1.61	-1.61	-1.61
TOTALS FOR FUND 0035 CHILD ABUSE PREVENTION	.00		.00	1.61	-1.61	-1.61
0037 JUSTICE COURT SECURITY 0037-02-370-000-0000-43701 - DEPOSITORY INTEREST	.00	00373700	.00	70.91	-70.91	-70.91
TOTALS FOR FUND 0037 JUSTICE COURT SECURITY	.00		.00	70.91	-70.91	-70.91
0041 CA PRETRIAL DIVERSION FUND 0041-02-370-000-0000-43701 - DEPOSITORY INTEREST	.00	00413700	.00	7.61	-7.61	-7.61
TOTALS FOR FUND 0041 CA PRETRIAL DIVERSION FUND	.00		.00	7.61	-7.61	-7.61
0043 DA PRETRIAL DIVERSION FUND 0043-02-370-000-0000-43701 - DEPOSITORY INTEREST	.00	00433700	.00	52.85	-52.85	-52.85

Interest Booked



04/13/2021 10:20
adam8298

TOM GREEN COUNTY
ACCOUNT SUMMARY TRIAL BALANCE FOR FY21/JAN TO MAR
FUND

P 4
|glatrbal

ACCOUNT NAME	JAN BEG. BALANCE	ORG	DEBITS	CREDITS	NET CHANGE	MAR END BALANCE
TOTALS FOR FUND 0043 DA PRETRIAL DIVERSION FUND	.00		.00	52.85	-52.85	-52.85
0045 COUNTY ATTY FEE 0045-02-370-000-0000-43701 - DEPOSITORY INTEREST	.00	00453700	.00	6.48	-6.48	-6.48
TOTALS FOR FUND 0045 COUNTY ATTY FEE	.00		.00	6.48	-6.48	-6.48
0048 ELECTION CONTRACT SERVICES 0048-01-370-000-0000-43701 - DEPOSITORY INTEREST	-14.86	00483700	14.86	77.48	-62.62	-77.48
TOTALS FOR FUND 0048 ELECTION CONTRACT SERVICES	-14.86		14.86	77.48	-62.62	-77.48
0050 51ST DISTRICT ATTY FEE 0050-02-370-000-0000-43701 - DEPOSITORY INTEREST	.00	00503700	.00	2.25	-2.25	-2.25
TOTALS FOR FUND 0050 51ST DISTRICT ATTY FEE	.00		.00	2.25	-2.25	-2.25
0051 LATERAL ROAD 0051-03-370-000-0000-43701 - DEPOSITORY INTEREST	.00	00513700	.00	25.63	-25.63	-25.63
TOTALS FOR FUND 0051 LATERAL ROAD	.00		.00	25.63	-25.63	-25.63
0052 51ST DISTRICT ATTY FORFEITURE 0052-02-370-000-0000-43701 - DEPOSITORY INTEREST	.00	00523700	.00	506.72	-506.72	-506.72
TOTALS FOR FUND 0052 51ST DISTRICT ATTY FORFEITURE	.00		.00	506.72	-506.72	-506.72
0054 LOCAL PROVIDER PARTICIPATION 0054-05-370-000-0000-43701 - DEPOSITORY INTEREST	.00	00543700	.00	2,038.66	-2,038.66	-2,038.66
TOTALS FOR FUND 0054 LOCAL PROVIDER PARTICIPATION	.00		.00	2,038.66	-2,038.66	-2,038.66
0055 119TH DISTRICT ATTY FEE 0055-02-370-000-0000-43701 - DEPOSITORY INTEREST	.00	00553700	.00	4.68	-4.68	-4.68

Interest Booked



04/13/2021 10:20
adam8298

TOM GREEN COUNTY
ACCOUNT SUMMARY TRIAL BALANCE FOR FY21/JAN TO MAR
FUND

P 5
glatrbal

ACCOUNT ACCOUNT NAME	JAN BEG. BALANCE	ORG	DEBITS	CREDITS	NET CHANGE	MAR END BALANCE
TOTALS FOR FUND 0055						
119TH DISTRICT ATTY FEE	.00		.00	4.68	-4.68	-4.68
0058 119TH DISTRICT ATTY FORFEITURE 0058-02-370-000-0000-43701 - DEPOSITORY INTEREST	.00	00583700	.00	26.59	-26.59	-26.59
TOTALS FOR FUND 0058						
119TH DISTRICT ATTY FORFEITURE	.00		.00	26.59	-26.59	-26.59
0065 CSCD BASIC SUPERVISION 0065-02-370-000-0000-43701 - DEPOSITORY INTEREST	-530.70	00653700	.00	1,947.54	-1,947.54	-2,478.24
TOTALS FOR FUND 0065						
CSCD BASIC SUPERVISION	-530.70		.00	1,947.54	-1,947.54	-2,478.24
0073 GRAFFITI ERADICATION 0073-01-370-000-0000-43701 - DEPOSITORY INTEREST	.00	00733700	.00	.49	-.49	-.49
TOTALS FOR FUND 0073						
GRAFFITI ERADICATION	.00		.00	.49	-.49	-.49
0077 UNCLAIMED PROPERTY FUND 0077-01-370-000-0000-43701 - DEPOSITORY INTEREST	-33.90	00773700	.00	15.61	-15.61	-49.51
TOTALS FOR FUND 0077						
UNCLAIMED PROPERTY FUND	-33.90		.00	15.61	-15.61	-49.51
0082 JUDICIAL EFFICIENCY 0082-02-370-000-0000-43701 - DEPOSITORY INTEREST	.00	00823700	.00	27.17	-27.17	-27.17
TOTALS FOR FUND 0082						
JUDICIAL EFFICIENCY	.00		.00	27.17	-27.17	-27.17
0089 COB INTEREST & SINKING 0089-01-370-000-0000-43701 - DEPOSITORY INTEREST	.00	00893700	.00	537.32	-537.32	-537.32
TOTALS FOR FUND 0089						
COB INTEREST & SINKING	.00		.00	537.32	-537.32	-537.32
0095 PAYROLL 0095-01-370-000-0000-43701 - DEPOSITORY INTEREST	.00	00953700	110.40	110.40	.00	.00

Interest Booked



04/13/2021 10:20
adam8298

TOM GREEN COUNTY
ACCOUNT SUMMARY TRIAL BALANCE FOR FY21/JAN TO MAR
FUND

P 6
| glatrbal

ACCOUNT NAME	JAN BEG. BALANCE	ORG	DEBITS	CREDITS	NET CHANGE	MAR END BALANCE
TOTALS FOR FUND 0095 PAYROLL	.00		110.40	110.40	.00	.00
0097 SHERIFF LEASE 0097-02-370-000-0000-43701 - DEPOSITORY INTEREST	.00	00973700	.00	23.40	-23.40	-23.40
TOTALS FOR FUND 0097 SHERIFF LEASE	.00		.00	23.40	-23.40	-23.40
0100 COUNTY ATTORNEY LEASE 0100-02-370-000-0000-43701 - DEPOSITORY INTEREST	.00	01003700	.00	.44	-.44	-.44
TOTALS FOR FUND 0100 COUNTY ATTORNEY LEASE	.00		.00	.44	-.44	-.44
0102 CONSTABLE #1 LEASE 0102-02-370-000-0000-43701 - DEPOSITORY INTEREST	.00	01023700	.00	3.46	-3.46	-3.46
TOTALS FOR FUND 0102 CONSTABLE #1 LEASE	.00		.00	3.46	-3.46	-3.46
0103 CONSTABLE #2 LEASE 0103-02-370-000-0000-43701 - DEPOSITORY INTEREST	.00	01033700	.00	5.90	-5.90	-5.90
TOTALS FOR FUND 0103 CONSTABLE #2 LEASE	.00		.00	5.90	-5.90	-5.90
0104 CONSTABLE #3 LEASE 0104-02-370-000-0000-43701 - DEPOSITORY INTEREST	.00	01043700	.00	2.91	-2.91	-2.91
TOTALS FOR FUND 0104 CONSTABLE #3 LEASE	.00		.00	2.91	-2.91	-2.91
0105 CONSTABLE #4 LEASE 0105-02-370-000-0000-43701 - DEPOSITORY INTEREST	.00	01053700	.00	1.57	-1.57	-1.57
TOTALS FOR FUND 0105 CONSTABLE #4 LEASE	.00		.00	1.57	-1.57	-1.57
0110 JUVENILE DEFERRED PROCESSING 0110-02-370-000-0000-43701 - DEPOSITORY INTEREST	.00	01103700	.00	26.65	-26.65	-26.65

Interest Booked



04/13/2021 10:20
adam8298

TOM GREEN COUNTY
ACCOUNT SUMMARY TRIAL BALANCE FOR FY21/JAN TO MAR
FUND

P 7
glatrbal

JAN

NAR

ACCOUNT ACCOUNT NAME	BEG. BALANCE	ORG	DEBITS	CREDITS	NET CHANGE	END BALANCE
TOTALS FOR FUND 0110 JUVENILE DEFERRED PROCESSING	.00		.00	26.65	-26.65	-26.65
0111 EXCESS CONTRIBUTIONS 0111-01-370-000-0000-43701 - DEPOSITORY INTEREST	.00	01113700	.00	12.98	-12.98	-12.98
TOTALS FOR FUND 0111 EXCESS CONTRIBUTIONS	.00		.00	12.98	-12.98	-12.98
0114 CHILD SAFETY FEE COUNTY SHARE 0114-02-370-000-0000-43701 - DEPOSITORY INTEREST	.00	01143700	.00	27.58	-27.58	-27.58
TOTALS FOR FUND 0114 CHILD SAFETY FEE COUNTY SHARE	.00		.00	27.58	-27.58	-27.58
0117 JUVENILE UNCLAIMED RESTITUTION 0117-02-370-000-0000-43701 - DEPOSITORY INTEREST	.00	01173700	.00	3.96	-3.96	-3.96
TOTALS FOR FUND 0117 JUVENILE UNCLAIMED RESTITUTION	.00		.00	3.96	-3.96	-3.96
0120 2018 COB CAPITAL PROJECTS 0120-01-370-000-0000-43701 - DEPOSITORY INTEREST	.00	01203700	.00	48.51	-48.51	-48.51
0120-01-370-000-0000-43705 - TEXAS CLASS INTEREST	.00	01203700	.00	1,700.77	-1,700.77	-1,700.77
TOTALS FOR FUND 0120 2018 COB CAPITAL PROJECTS	.00		.00	1,749.28	-1,749.28	-1,749.28
0401 SHERIFF FORFEITURE 0401-02-370-000-0000-43701 - DEPOSITORY INTEREST	.00	04013700	.00	132.08	-132.08	-132.08
TOTALS FOR FUND 0401 SHERIFF FORFEITURE	.00		.00	132.08	-132.08	-132.08
0509 PRIOR YR INTEREST REGIONAL 0509-02-370-000-0000-43701 - DEPOSITORY INTEREST	.00	05093700	.00	102.15	-102.15	-102.15
TOTALS FOR FUND 0509 PRIOR YR INTEREST REGIONAL	.00		.00	102.15	-102.15	-102.15
0517 TITLE IV E INT COKE 0517-02-370-000-0000-43701 - DEPOSITORY INTEREST	.00	05173700	.00	101.75	-101.75	-101.75

//

Interest Booked



04/13/2021 10:20
adam8298

TOM GREEN COUNTY
ACCOUNT SUMMARY TRIAL BALANCE FOR FY21/JAN TO MAR
FUND

P 8
glatrbal

ACCOUNT ACCOUNT NAME	JAN BEG. BALANCE	ORG	DEBITS	CREDITS	NET CHANGE	MAR END BALANCE
TOTALS FOR FUND 0517						
TITLE IV E INT COKE	.00		.00	101.75	-101.75	-101.75
0597 TITLE IV E INT TGC						
0597-02-370-000-0000-43701 - DEPOSITORY INTEREST	.00	05973700	.00	809.15	-809.15	-809.15
TOTALS FOR FUND 0597						
TITLE IV E INT TGC	.00		.00	809.15	-809.15	-809.15
0599 PRIOR YR INTEREST TGC						
0599-02-370-000-0000-43701 - DEPOSITORY INTEREST	.00	05993700	.00	147.62	-147.62	-147.62
TOTALS FOR FUND 0599						
PRIOR YR INTEREST TGC	.00		.00	147.62	-147.62	-147.62
0699 BLOCK GRANTS						
0699-01-330-000-0051-43701 -20051 DEPOSITORY INTEREST	17.31	06993351	59.45	76.76	-17.31	.00
TOTALS FOR FUND 0699						
BLOCK GRANTS	17.31		59.45	76.76	-17.31	.00
REPORT TOTALS	-11,333.71		184.71	34,268.04	-34,083.33	-45,417.04

** END OF REPORT - Generated by ADAM NUNEZ **

Texas State Bank

Certificates of Deposits (CD's) Investments GC 2256.023

For the reporting requirements we provide copies of the actual trust statement from Texas State Bank for each month.

The Statement includes the CD Name, Rate, Maturity Date, Cost and Market Value for each individual CD purchased. *GC 2256.023 (b) (5) (6)*

All CD's are purchased utilizing Fund 0001 – General Fund. *GC 2256.023 (b) (7)*

For the Account of:
TOM GREEN COUNTY TEXAS AGENCY
DIANNA SPIEKER, TREASURER



Account Number: 51 00 8517 3 LB
 Date: From 01/01/2021 through 01/31/2021

Account Valuation	Market Value
01/31/2021	5,449,712.46
12/31/2020	5,446,859.30
10/31/2020	5,439,459.89

TOM GREEN COUNTY TREASURER
 ATTN DIANNA SPIEKER
 113 WEST BEAUREGARD
 SAN ANGELO TX 76903

January

Investment Summary

Units	Description	Unit price	Cost	Market
	CASH		245.49	245.49
198,466.9700	FEDERATED-HERMES GOVERNMENT OBLIGATIONS #5 - IS	1.000	198,466.97	198,466.97
	TOTAL CASH AND CASH EQUIVALENTS		198,712.46	198,712.46
249,000.0000	FRONTIER STATE BANK - OK 0.20% DUE 10/27/21	100.000	249,000.00	249,000.00
249,000.0000	GREEN STATE CU - IA 1.80% DUE 01/30/21	100.000	249,000.00	249,000.00
179,000.0000	GREAT SOUTHERN BANK - MO 0.30% DUE 09/30/21	100.000	179,000.00	179,000.00
10,000.0000	GREAT SOUTHERN BANK - MO 1.82% DUE 02/26/21	100.000	10,000.00	10,000.00
249,000.0000	HINGHAM INST SVGS - MA 0.25% DUE 10/28/22	100.000	249,000.00	249,000.00
249,000.0000	KANSAS STATE BANK - KS 0.25% DUE 10/05/21	100.000	249,000.00	249,000.00
249,000.0000	MARLIN BUSINESS BANK - UT 0.26% DUE 12/11/22	100.000	249,000.00	249,000.00
249,000.0000	NORTHPOINTE BANK - MI 0.20% DUE 11/18/21	100.000	249,000.00	249,000.00
40,000.0000	NORTH AMERICAN SVGS BK - MO 0.30% DUE 10/02/21	100.000	40,000.00	40,000.00
249,000.0000	POPPY BANK - CA 0.25% DUE 06/27/21	100.000	249,000.00	249,000.00
47,000.0000	PARKE BANK - NJ 0.35% DUE 11/05/22	100.000	47,000.00	47,000.00
249,000.0000	TRANSPORT ALLIANCE BANK - UT 1.12% DUE 03/28/21	100.000	249,000.00	249,000.00
249,000.0000	TMC BANK NA - FL 0.75% DUE 03/19/21	100.000	249,000.00	249,000.00
249,000.0000	TBK BANK SSB - TX 1.10% DUE 04/09/21	100.000	249,000.00	249,000.00
44,000.0000	TRISTATE CAPITAL BANK - NJ 0.35% DUE 09/08/22	100.000	44,000.00	44,000.00
200,000.0000	TRISTATE CAPITAL BANK - PA 0.35% DUE 09/14/22	100.000	200,000.00	200,000.00
249,000.0000	VALLEY NATIONAL BANK - NJ 0.30% DUE 10/27/22	100.000	249,000.00	249,000.00
249,000.0000	ALLIANCE BANK OF ARIZONA 1.60% DUE 02/23/21	100.000	249,000.00	249,000.00
249,000.0000	ATLANTIC UNION BANK - VA 0.25% DUE 09/23/22	100.000	249,000.00	249,000.00
249,000.0000	BANKERS BK OF THE WEST - CO 1.70% DUE 02/25/21	100.000	249,000.00	249,000.00
249,000.0000	BANK OZK - AR 1.20% DUE 04/07/21	100.000	249,000.00	249,000.00
249,000.0000	BMW BANK NORTH AMER - UT 0.35% DUE 08/25/22	100.000	249,000.00	249,000.00
249,000.0000	COMMERCE STATE BANK - WI 1.72% DUE 01/31/21	100.000	249,000.00	249,000.00
249,000.0000	CONNECTONE BANK - NJ 3.20% DUE 02/24/21	100.000	249,000.00	249,000.00
249,000.0000	COVENANT BANK - PA 0.76% DUE 3/23/21	100.000	249,000.00	249,000.00
	TOTAL FIXED INCOME SECURITIES		5,251,000.00	5,251,000.00
	TOTALS		5,449,712.46	5,449,712.46

14

For the Account of:
TOM GREEN COUNTY TEXAS AGENCY
DIANNA SPIEKER, TREASURER

Account Number: **51 00 8517 3 LB**
 Date: **From 02/01/2021 through 02/28/2021**



TOM GREEN COUNTY TREASURER ATTN DIANNA SPIEKER 113 WEST BEAUREGARD SAN ANGELO TX 76903	Account Valuation	Market Value
	02/28/2021	5,452,197.80
	01/31/2021	5,449,712.46
	10/31/2020	5,439,459.89


February

Investment Summary

Units	Description	Unit price	Cost	Market
	CASH		106.28	106.28
1,058,091.5200	FEDERATED-HERMES GOVERNMENT OBLIGATIONS #5 - IS	1.000	1,058,091.52	1,058,091.52
	TOTAL CASH AND CASH EQUIVALENTS		1,058,197.80	1,058,197.80
249,000.0000	FRONTIER STATE BANK - OK 0.20% DUE 10/27/21	100.000	249,000.00	249,000.00
249,000.0000	GREEN STATE CU - IA 0.27% DUE 01/30/22	100.000	249,000.00	249,000.00
179,000.0000	GREAT SOUTHERN BANK - MO 0.30% DUE 09/30/21	100.000	179,000.00	179,000.00
249,000.0000	HINGHAM INST SVGS - MA 0.25% DUE 10/28/22	100.000	249,000.00	249,000.00
249,000.0000	KANSAS STATE BANK - KS 0.25% DUE 10/05/21	100.000	249,000.00	249,000.00
249,000.0000	MARLIN BUSINESS BANK - UT 0.26% DUE 12/11/22	100.000	249,000.00	249,000.00
249,000.0000	NORTHPOINTE BANK - MI 0.20% DUE 11/18/21	100.000	249,000.00	249,000.00
40,000.0000	NORTH AMERICAN SVGS BK - MO 0.30% DUE 10/02/21	100.000	40,000.00	40,000.00
249,000.0000	POPPY BANK - CA 0.25% DUE 06/27/21	100.000	249,000.00	249,000.00
47,000.0000	PARKE BANK - NJ 0.35% DUE 11/05/22	100.000	47,000.00	47,000.00
249,000.0000	TRANSPORT ALLIANCE BANK - UT 1.12% DUE 03/28/21	100.000	249,000.00	249,000.00
249,000.0000	TMC BANK NA - FL 0.75% DUE 03/19/21	100.000	249,000.00	249,000.00
249,000.0000	TBK BANK SSB - TX 1.10% DUE 04/09/21	100.000	249,000.00	249,000.00
44,000.0000	TRISTATE CAPITAL BANK - NJ 0.35% DUE 09/08/22	100.000	44,000.00	44,000.00
200,000.0000	TRISTATE CAPITAL BANK - PA 0.35% DUE 09/14/22	100.000	200,000.00	200,000.00
249,000.0000	VALLEY NATIONAL BANK - NJ 0.30% DUE 10/27/22	100.000	249,000.00	249,000.00
249,000.0000	ATLANTIC UNION BANK - VA 0.25% DUE 09/23/22	100.000	249,000.00	249,000.00
249,000.0000	BANK OZK - AR 1.20% DUE 04/07/21	100.000	249,000.00	249,000.00
249,000.0000	BMW BANK NORTH AMER - UT 0.35% DUE 08/25/22	100.000	249,000.00	249,000.00
249,000.0000	COVENANT BANK - PA 0.76% DUE 3/23/21	100.000	249,000.00	249,000.00
149,000.0000	CROSS RIVER BANK - NJ 0.30% DUE 02/12/22	100.000	149,000.00	149,000.00
	TOTAL FIXED INCOME SECURITIES		4,394,000.00	4,394,000.00
	TOTALS		5,452,197.80	5,452,197.80

15

For the Account of:
TOM GREEN COUNTY TEXAS AGENCY
DIANNA SPIEKER, TREASURER



Account Number: 51 00 8517 3 LB
 Date: From 03/01/2021 through 03/31/2021

	Account Valuation	Market Value
TOM GREEN COUNTY TREASURER ATTN DIANNA SPIEKER 113 WEST BEAUREGARD SAN ANGELO TX 76903	03/31/2021	5,454,208.96
	02/28/2021	5,452,197.80
	10/31/2020	5,439,459.89

March

Investment Summary

Units	Description	Unit price	Cost	Market
	CASH		53.08	53.08
313,155.8800	FEDERATED-HERMES GOVERNMENT OBLIGATIONS #5 - IS	1.000	313,155.88	313,155.88
	TOTAL CASH AND CASH EQUIVALENTS		313,208.96	313,208.96
249,000.0000	FRONTIER STATE BANK - OK 0.20% DUE 10/27/21	100.000	249,000.00	249,000.00
249,000.0000	FIRST NB DAMARISCOTTA - ME 0.14% DUE 03/29/22	100.000	249,000.00	249,000.00
249,000.0000	GEORGIA BANKING CO - GA 0.25% DUE 03/08/23	100.000	249,000.00	249,000.00
249,000.0000	GREEN STATE CU - IA 0.27% DUE 01/30/22	100.000	249,000.00	249,000.00
179,000.0000	GREAT SOUTHERN BANK - MO 0.30% DUE 09/30/21	100.000	179,000.00	179,000.00
249,000.0000	HINGHAM INST SVGS - MA 0.25% DUE 10/28/22	100.000	249,000.00	249,000.00
249,000.0000	KANSAS STATE BANK - KS 0.25% DUE 10/05/21	100.000	249,000.00	249,000.00
249,000.0000	MARLIN BUSINESS BANK - UT 0.26% DUE 12/11/22	100.000	249,000.00	249,000.00
249,000.0000	NORTHPOINTE BANK - MI 0.20% DUE 11/18/21	100.000	249,000.00	249,000.00
40,000.0000	NORTH AMERICAN SVGS BK - MO 0.30% DUE 10/02/21	100.000	40,000.00	40,000.00
249,000.0000	POPPY BANK - CA 0.25% DUE 06/27/21	100.000	249,000.00	249,000.00
47,000.0000	PARKE BANK - NJ 0.35% DUE 11/05/22	100.000	47,000.00	47,000.00
249,000.0000	SAVOY BANK - NY 0.30% DUE 06/27/21	100.000	249,105.26	249,000.00
249,000.0000	TBK BANK SSB - TX 1.10% DUE 04/09/21	100.000	249,000.00	249,000.00
44,000.0000	TRISTATE CAPITAL BANK - NJ 0.35% DUE 09/08/22	100.000	44,000.00	44,000.00
200,000.0000	TRISTATE CAPITAL BANK - PA 0.35% DUE 09/14/22	100.000	200,000.00	200,000.00
249,000.0000	TCM BANK NA - FL 0.20% DUE 03/18/22	100.000	249,000.00	249,000.00
249,000.0000	VALLEY NATIONAL BANK - NJ 0.30% DUE 10/27/22	100.000	249,000.00	249,000.00
249,000.0000	ATLANTIC UNION BANK - VA 0.25% DUE 09/23/22	100.000	249,000.00	249,000.00
249,000.0000	AXOS BANK - CA 0.15% DUE 03/29/22	100.000	249,000.00	249,000.00
249,000.0000	BANK OZK - AR 1.20% DUE 04/07/21	100.000	249,000.00	249,000.00
249,000.0000	BMW BANK NORTH AMER - UT 0.35% DUE 08/25/22	100.000	249,000.00	249,000.00
249,000.0000	BYLINE BANK - IL 0.19% DUE 03/08/23	100.000	249,000.00	249,000.00
149,000.0000	CROSS RIVER BANK - NJ 0.30% DUE 02/12/22	100.000	149,000.00	149,000.00
	TOTAL FIXED INCOME SECURITIES		5,141,105.26	5,141,000.00
	TOTALS		5,454,314.22	5,454,208.96

16